

**A**



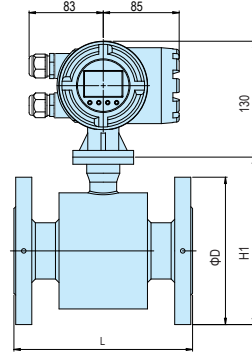
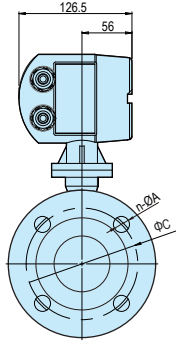
**Özellikler**

- Bağlantı Çapı : DN10 ... DN2000
- Elektrod Malzemesi : Standart 316L, Opsiyonel Hc, Ti, Ta, Pt
- İç Kaplama Malzemesi : Std. Kauçuk veya PTFE, Ops. PU, PFA, F46
- Ölçüm Yapılacak Akışkan Cinsi : İletken Sıvılar
- Akışkan İletkenliği : Minimum 20µ s/cm
- Ölçüm Doğruluğu : ±0.5%RS- ±1.0%RS
- İzin Verilen Akış Hızı : 0.1m/s -10m/s
- Çalışma Sıcaklığı : \*G.Ü. ≤100°C, \*D.T.≤150°C(Kauçuk ≤65°C)
- Çalışm Basıncı : 6 ... 40 Bar (Ölçüye Göre Değişir)
- Koruma Sınıfı : Standart IP65, Opsiyonel IP67
- Uygun Gösterge Tipleri : MF710/MF720/MF730/MF740/MF760
- Çıkış Sinyali : 4-20mA, Darbe Çıkışı
- Besleme Voltajı : 85~265VAC (50HZ or 60HZ) veya 24VDC
- Gösterge Montajı : \*Gövde Üzeri veya Duvar Tipi

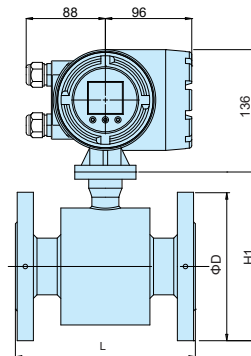
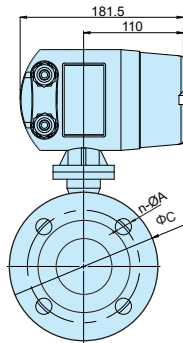
**FA Serisi Ölçüleme**

Birim (mm)

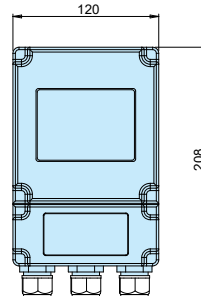
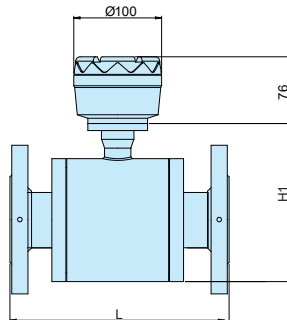
MF710



MF720



MF730



### Ölçülendirme

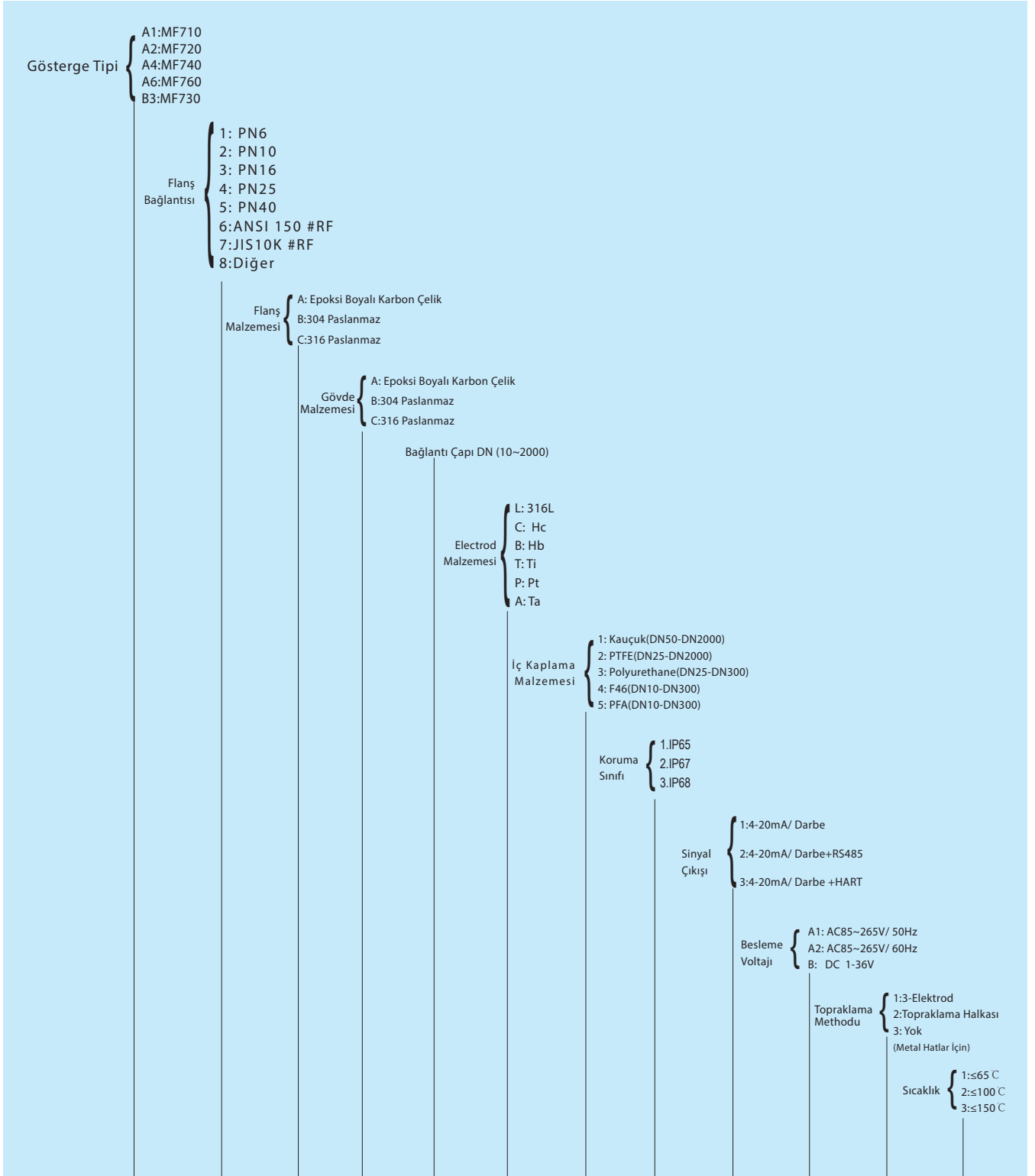
Birim (mm)

DN mm	Çalışma Basıncı MPa	L	D	C	n-øA	H1	Gösterge Üzerinde (KG)	Gösterge Duvar Tipi (KG)
10	4.0	150	90	60	4-ø14	130	6	4
15		150	95	65	4-ø14	132.5	6	4
20		150	105	75	4-ø14	137.5	8	6
25		150	115	85	4-ø14	145	9	7
32		150	140	100	4-ø18	162.5	11	12
40		150	150	110	4-ø18	172.5	13	14
50		200	165	125	4-ø18	187.5	15	15
65		200	185	145	8-ø18	202.5	16	18
80		200	200	160	8-ø18	220	19	20
100	1.6	250	220	180	8-ø18	230	23	25
125		250	250	210	8-ø18	270	27	29
150		300	285	240	8-ø22	302.5	33	36
200	1.0	350	340	295	8-ø22	352.5	51	49
250		400	395	350	12-ø22	407.5	70	70
300		500	445	400	12-ø22	460	102	100
350		500	505	460	16-ø22	517.5	123	121
400		600	565	515	16-ø26	572.5	147	145
450		600	615	565	20-ø26	622.5	212	207
500		600	670	620	20-ø26	675	229	210
600		600	780	725	20-ø30	745	252	250
700		700	895	840	24-ø30	892	352	350
800		800	1015	950	24-ø33	1002.5	462	460
900		900	1115	1050	28-ø33	1102.5	558	550
1000	0.6	1000	1175	1120	28-ø30	1182.5	690	680
1200		1200	1405	1340	32-ø33	1397.5	785	780
1400		1400	1630	1560	36-ø36	1610	1258	1250
1600		1600	1830	1760	40xø36	1810	1565	1550
1800		1800	2045	1970	44xø39	2017.5	2085	2080
2000		2000	2265	2180	48xø42	2227.5	2605	2600

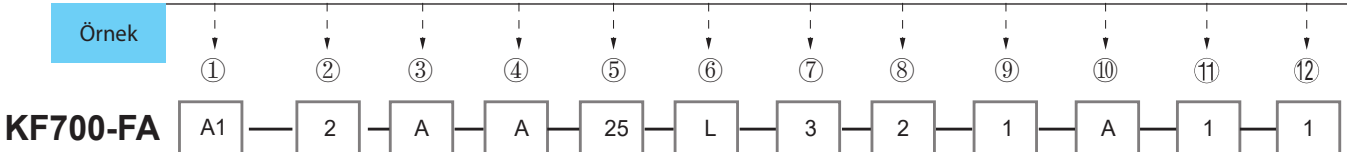
\* Not : Standart dışı ölçüler için lütfen iletişime geçin.

**A**

KF700-FA



Örnek



\* Not 1. : RS485 ve HART Protokol MF720, M730 göstergeleri içindir. MF730 koruma sınıfı opsiyonel IP68, normal standard ise IP65 veya IP67 'dir.

\* Not 2. : Lütfen duvar tipi gösterge için kablo boyunu belirtiniz. Standart kablo boyu 8 m'dir.

# KF700 Serisi

## Flanş Bağlantılı Elektromanyetik Debimetreler

Debi Ölçüm Aralıkları (Mavi Renkler Nominal Akış Aralığıdır)

DN (mm)	MIN m <sup>3</sup> /h	Debi Ölçüm Aralığı (m <sup>3</sup> /h)
10	0.08	0.16, 0.2, 0.25, 0.3, 0.4, 0.5, 0.6, 0.8, 1.0, 1.2, 1.6, 2.0, 2.5
15	0.2	0.4, 0.5, 0.6, 0.8, 1.0, 1.2, 1.6, 2.0, 2.5, 3.0, 4.0, 5.0, 6.0
20	0.3	0.6, 0.8, 1.0, 1.2, 1.6, 2.0, 2.5, 3.0, 4.0, 5.0, 6.0, 8.0, 10.0
25	0.5	1.0, 1.2, 1.6, 2.0, 2.5, 3.0, 4.0, 5.0, 6.0, 8.0, 10.0, 12.0, 14.0, 16.0
32	0.8	1.6, 2.0, 2.5, 3.0, 4.0, 5.0, 6.0, 8.0, 10.0, 12.0, 16.0, 20.0, 25.0
40	1.2	2.5, 3.0, 4.0, 5.0, 6.0, 8.0, 10.0, 12.0, 16.0, 20.0, 25.0, 30.0, 40.0
50	2	4.0, 5.0, 6.0, 8.0, 10, 12, 16, 20, 25, 30, 40, 50, 60, 70
65	3.5	6.0, 8.0, 10, 12, 16, 20, 25, 30, 40, 50, 60, 80, 100, 120
80	5	10, 12, 16, 20, 25, 30, 40, 50, 60, 80, 100, 120, 160
100	8	16, 20, 25, 30, 40, 50, 60, 80, 100, 120, 160, 200, 250
125	12	25, 30, 40, 50, 60, 80, 100, 120, 160, 200, 250, 300, 400
150	18	40, 50, 60, 80, 100, 120, 160, 200, 250, 300, 400, 500, 600
200	30	60, 80, 100, 120, 160, 200, 250, 300, 400, 500, 600, 800, 1000
250	50	100, 120, 160, 200, 250, 300, 400, 500, 600, 800, 1000, 1200, 1600
300	70	160, 200, 250, 300, 400, 500, 600, 800, 1000, 1200, 1600, 2000, 2500
350	100	200, 250, 300, 400, 500, 600, 800, 1000, 1200, 1600, 2000, 2500, 3000
400	120	250, 300, 400, 500, 600, 800, 1000, 1200, 1600, 2000, 2500, 3000, 4000
450	160	300, 400, 500, 600, 800, 1000, 1200, 1600, 2000, 2500, 3000, 4000, 5000
500	200	400, 500, 600, 800, 1000, 1200, 1600, 2000, 2500, 3000, 4000, 5000, 6000
600	300	600, 800, 1000, 1200, 1600, 2000, 2500, 3000, 4000, 5000, 6000, 10000
700	400	800, 1000, 1200, 1600, 2000, 2500, 3000, 4000, 5000, 6000, 10000, 12000
800	500	1000, 1200, 1600, 2000, 2500, 3000, 4000, 5000, 6000, 10000, 12000, 16000
900	650	1200, 1600, 2000, 2500, 3000, 4000, 5000, 6000, 8000, 10000, 12000, 16000, 18000
1000	800	1600, 2000, 2500, 3000, 4000, 5000, 6000, 10000, 12000, 16000, 20000
1200	1200	2500, 3000, 4000, 5000, 6000, 8000, 10000, 12000, 16000, 20000, 25000, 30000
1400	1500	3000, 4000, 5000, 6000, 8000, 10000, 12000, 16000, 20000, 25000, 30000, 40000
1600	2000	4000, 5000, 6000, 8000, 10000, 12000, 16000, 20000, 25000, 30000, 40000, 50000, 60000
1800	2500	5000, 6000, 8000, 10000, 12000, 16000, 20000, 25000, 30000, 40000, 50000, 60000
2000	3000	6000, 8000, 10000, 12000, 16000, 20000, 25000, 30000, 40000, 50000, 60000, 80000, 100000

Not : Mavi ile gösterilen değerlerde daha az hata payı olur.